



GD series

50Hz

Submersible Grinder Pump

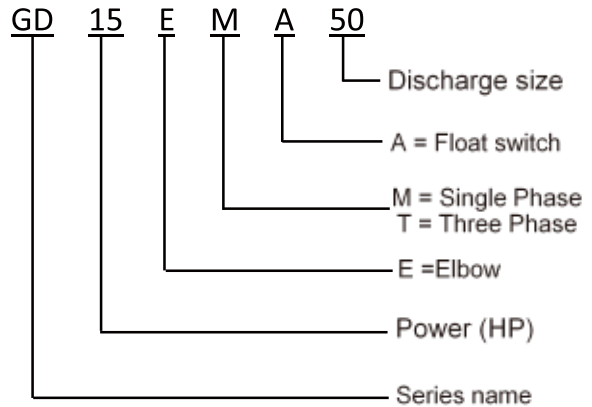
STAIRS GD series Submersible Sewage / Effluent Pumps are designed for commercial and industrial wastewater transferring and dewatering applications.



STAIRS INDUSTRIAL CO., LTD.



Model Code



Applications

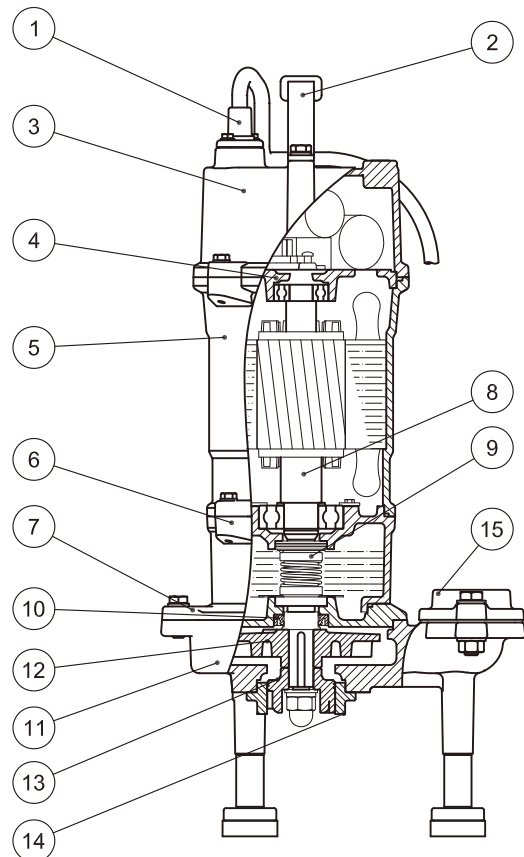
- General household use, Drainage systems for Buildings, Apartments, Resorts and Wastewater systems.
- Materials such as leather, textile fibres, food and other tougher objects can be pumped.
- Wastewater systems for Domestic, Commercial, Industrial, Municipal, Schools, Hospitals and many other uses.
- Sewage and Drainage systems.

Advantages

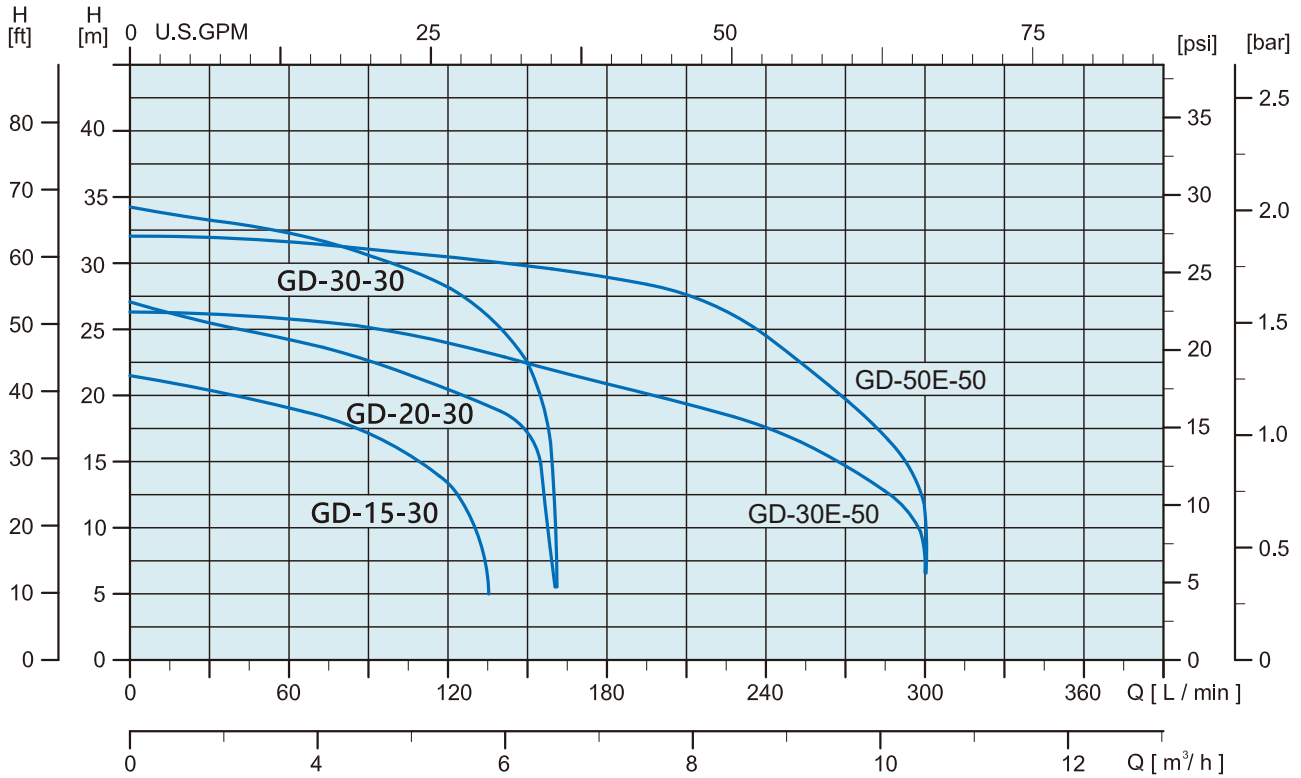
- Robust construction.
- Superior Heat Dissipation.
- Macerating Impellor for cutting up materials.
- Double mechanical seals Upper : CA/CE
Lower : SIC/SIC

Material

NO.	Component	Material
1	Cable	H07RN-F
2	Handle	AISI304+NBR
3	Motor cover	FC200
4	Bearing cap	FC200
5	Motor frame	FC200
6	Bearing Bracket	FC200
7	M.Seal Bracket	FC200
8	Motor Shaft	AISI 410
9	Mechanical seal	CA / CE, SIC/SIC
10	Oil Seal	NBR70
11	Impeller	FC250
12	Pump casing	FC200
13	Radidl cutter	AISI 440C
14	Cutter ring	AISI 440C
15	Flange	FC200



Performance Curves



Technical Data

Single Phase

Model	Power		Nominal Current [A]		Discharge [inch]	Head		Flow		Cable [M]	Weight [kg]
	HP	kw	220-240V			Rated. (M)	Max. (M)	Rated. (L/min)	Max. (L/min)		
GD-15 M30	1.3	1.0	6.8-6.4		1 1/4	16	21	60	140	10	27.0
GD-15 MA30											27.5
GD-20 M30	2.0	1.5	10.1-9.3		1 1/4	24	26	60	160	10	37.5
GD-20 MA30											38.0

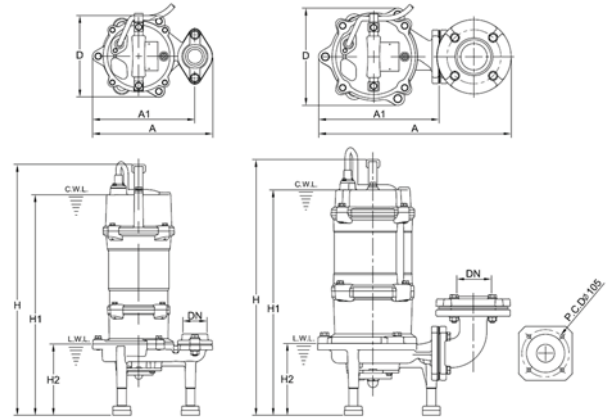
· A = Auto Float Switch

Three Phase

Model	Power		Nominal Current [A]		Discharge [inch]	Head		Flow		Cable [M]	Weight [kg]
	HP	kw	220-240V	380-415V		Rated (M)	Max (M)	Rated (L/min)	Max. (L/min)		
GD-15 T30	1.3	1.0	4.2-3.8	2.4-2.3	1 1/4"	16	21	60	140	10	25
GD-20 T30	2	1.5	6.0-5.5	3.6-3.4	1 1/4"	24	26	60	160	10	32
GD-30 T30	3	2.2	9.0-8.2	5.1-4.8	1 1/4"	32	34	60	160	10	37
GD-30E T50	3	2.2	9.5-8.7	5.6-5.2	2"	20	26	200	300	10	52
GD-50E T50	5	3.7	14.6-13.4	8.2-7.7	2"	31.5	27	200	300	10	55

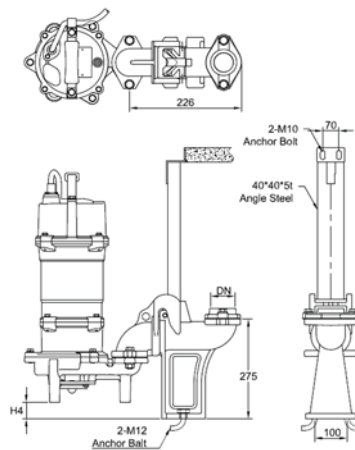
Dimensions

Model	Phase	Discharge[mm]						DN (mm)
		A	A1	D	H	H1	H2	
GD-15-30	1	267	228	96	558	491	159	32
	3				528	461	159	
GD-20-30	1	290	251	96	605	538	159	32
	3				550	483	159	
GD-30-30	3	290	251	96	550	483	159	32
GD-30E-50	3	428	268	215	569	502	237	50
GD-50E-50	3	428	268	215	589	522	237	50



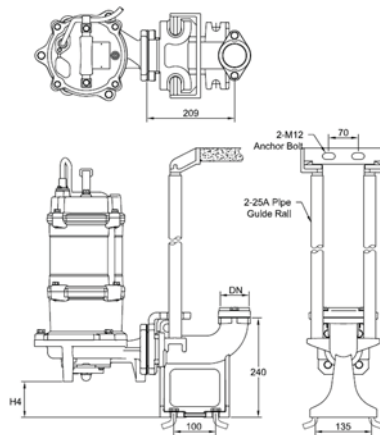
Guide Rail System

TS-32



Model	TS-32 Guide Rail	
	DN (mm)	Dimensions H4(mm)
GD-15-30	32	36
GD-20-30	32	34
GD-30-30	32	34

TG-50



Model	TG-50 Guide Rail	
	DN (mm)	Dimensions H4(mm)
GD-30E-50	50	88
GD-50E-50	50	88



No.6-7-1,Shanzijiao, Lucao Township, Chiayi County 61158, Taiwan
Tel: +886 5 3750488 Fax: +886 5 3755658
www.stairs.com.tw E-mail:stairs@stairs.com.tw

1121206